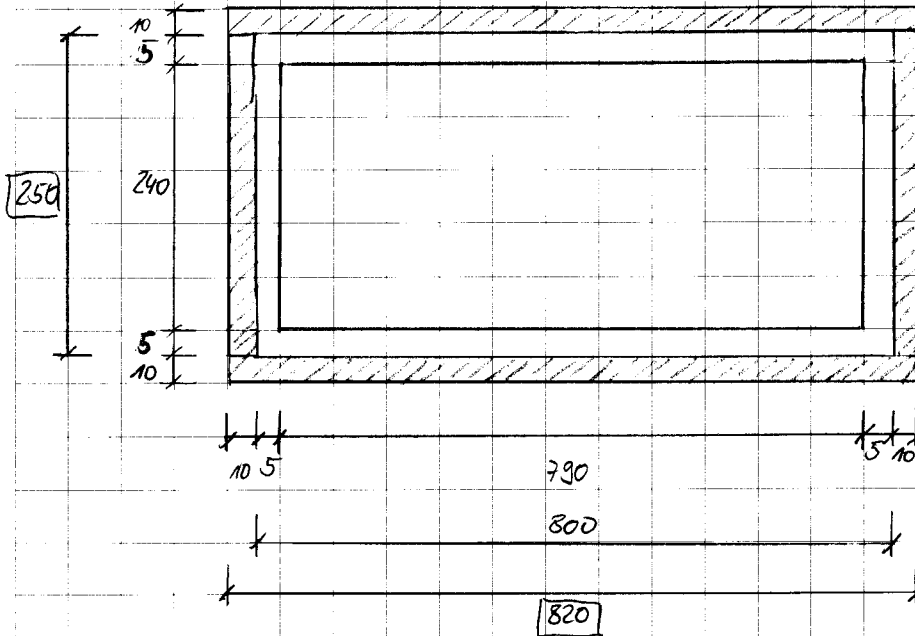


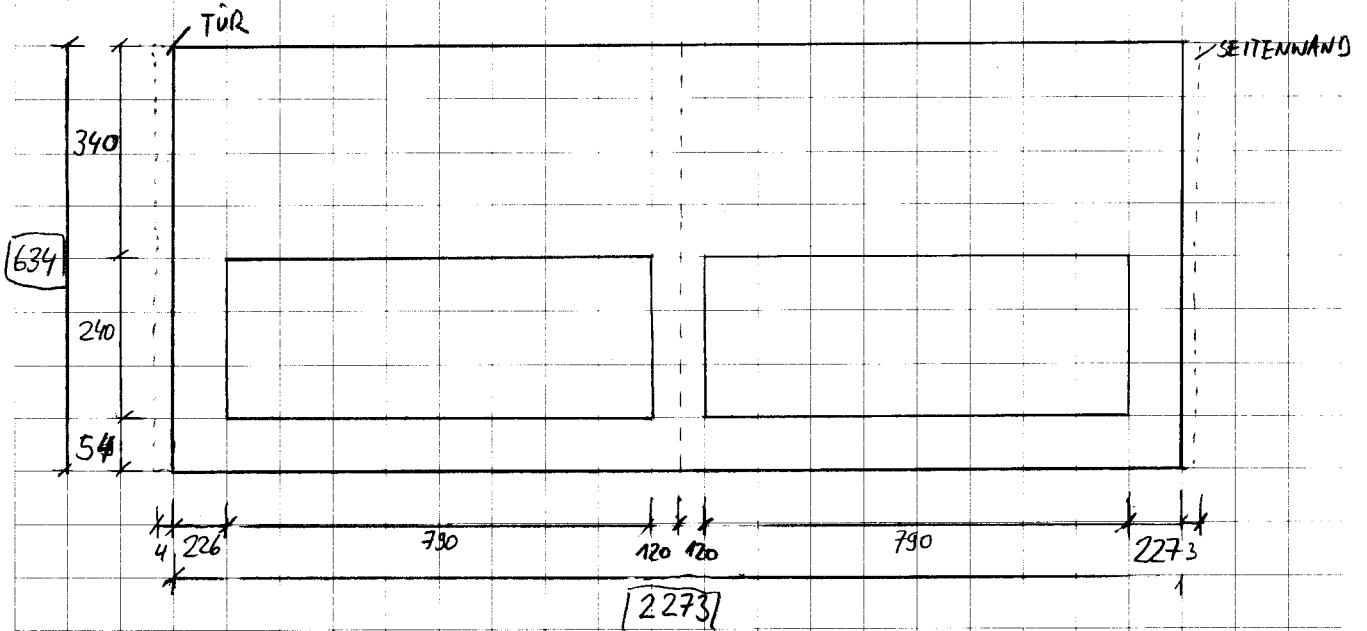
FRONTPLATTE DETAIL FENSTER



MATERIAL PRO FENSTER

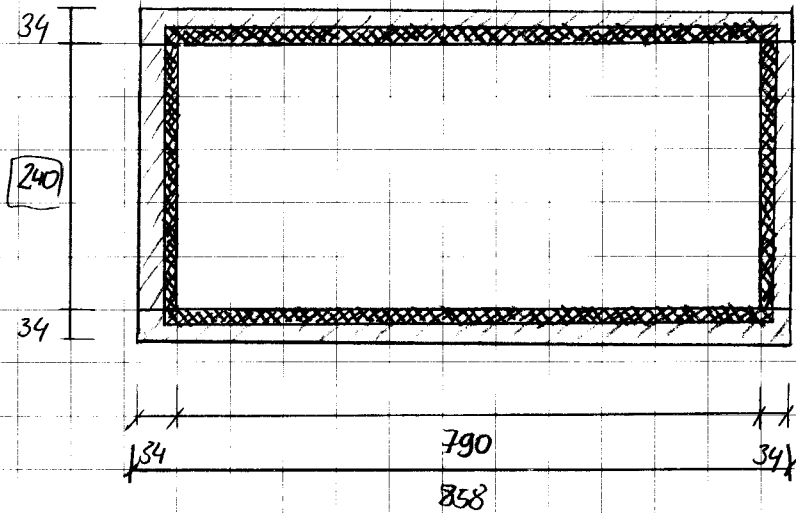
- [5] 2 KANTHOLZER 10x10x250 mm
- [6] 2 KANTHOLZER 10x10x820 mm
- [23] 1 PLEXIGLAS 800x250x2 mm

INNENPLATTE



MATERIAL: SPERRHOLZPLATTE 2273 x 634 x 4 mm [7]


INNENPLATTE DETAIL FENSTER



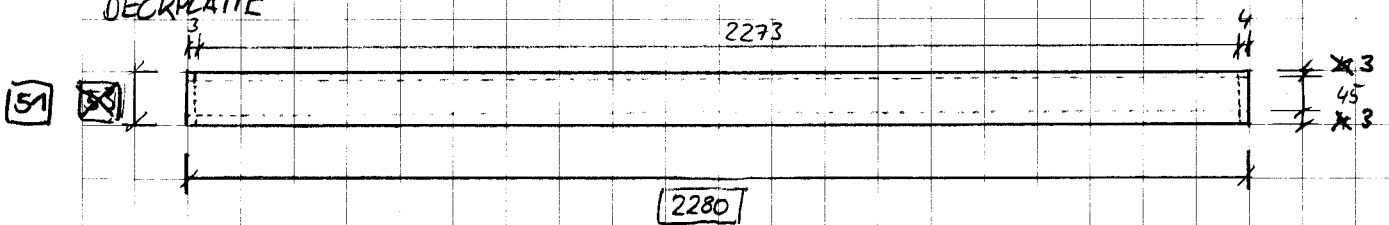
MATERIAL PRO FENSTER:

- [8] 2 KANTHÖLZER 34x34x240 mm
- [9] 2 KANTHÖLZER 34x34x858 mm
- [10] DICHTUNGSGUMMI 10x5mm: 4.2m

DETAIL FENSTER KONSTRUKTION




DECKPLATTE



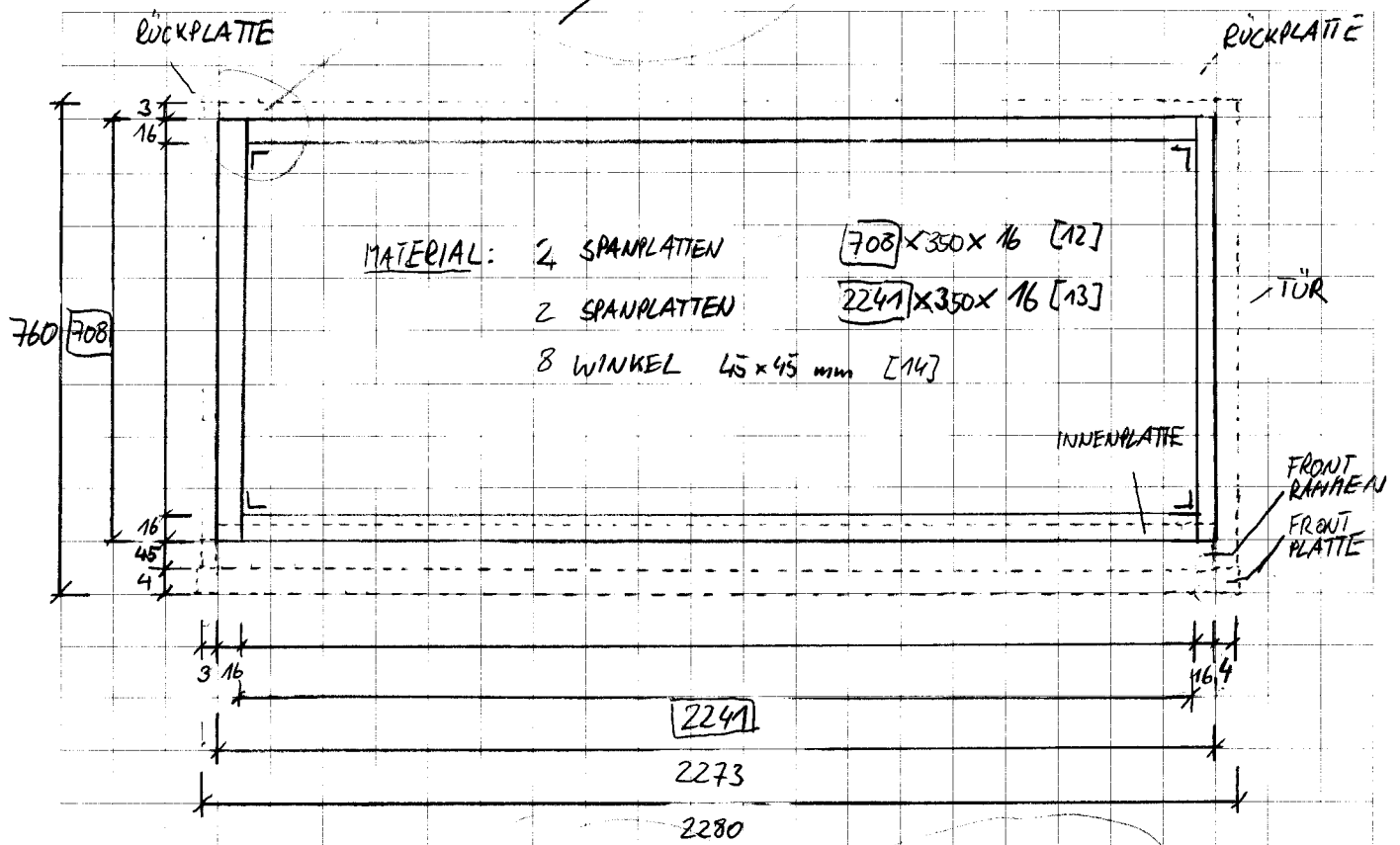
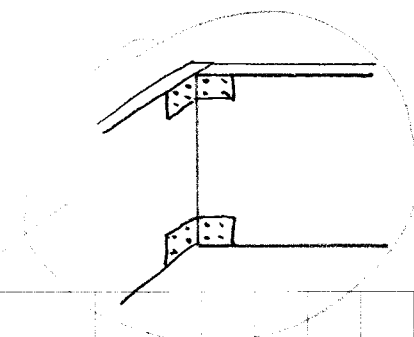
MATERIAL: SPERRHOLZPLATTE 2280x53x4mm [11]

SEITENPLATTE

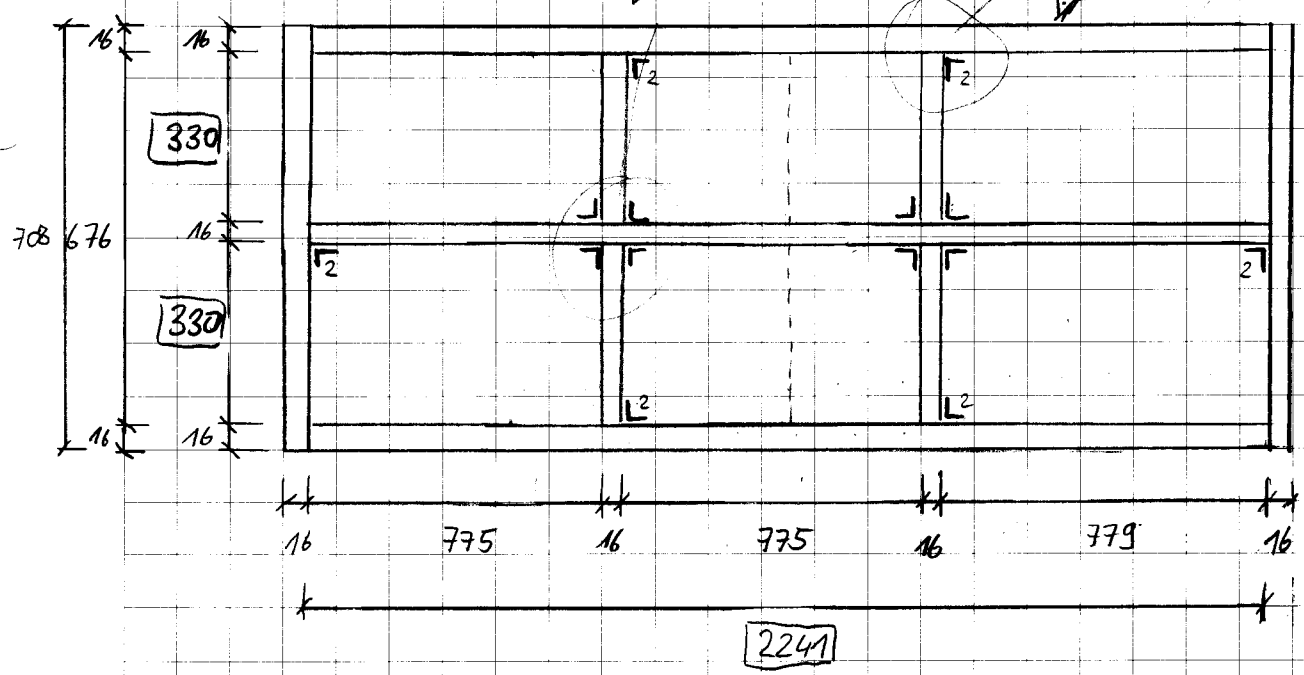
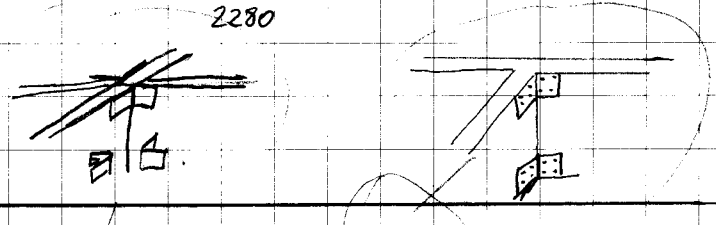


MATERIAL: SPERRHOLZPLATTE 910x45x4mm [26]

SOCKELRAHMEN

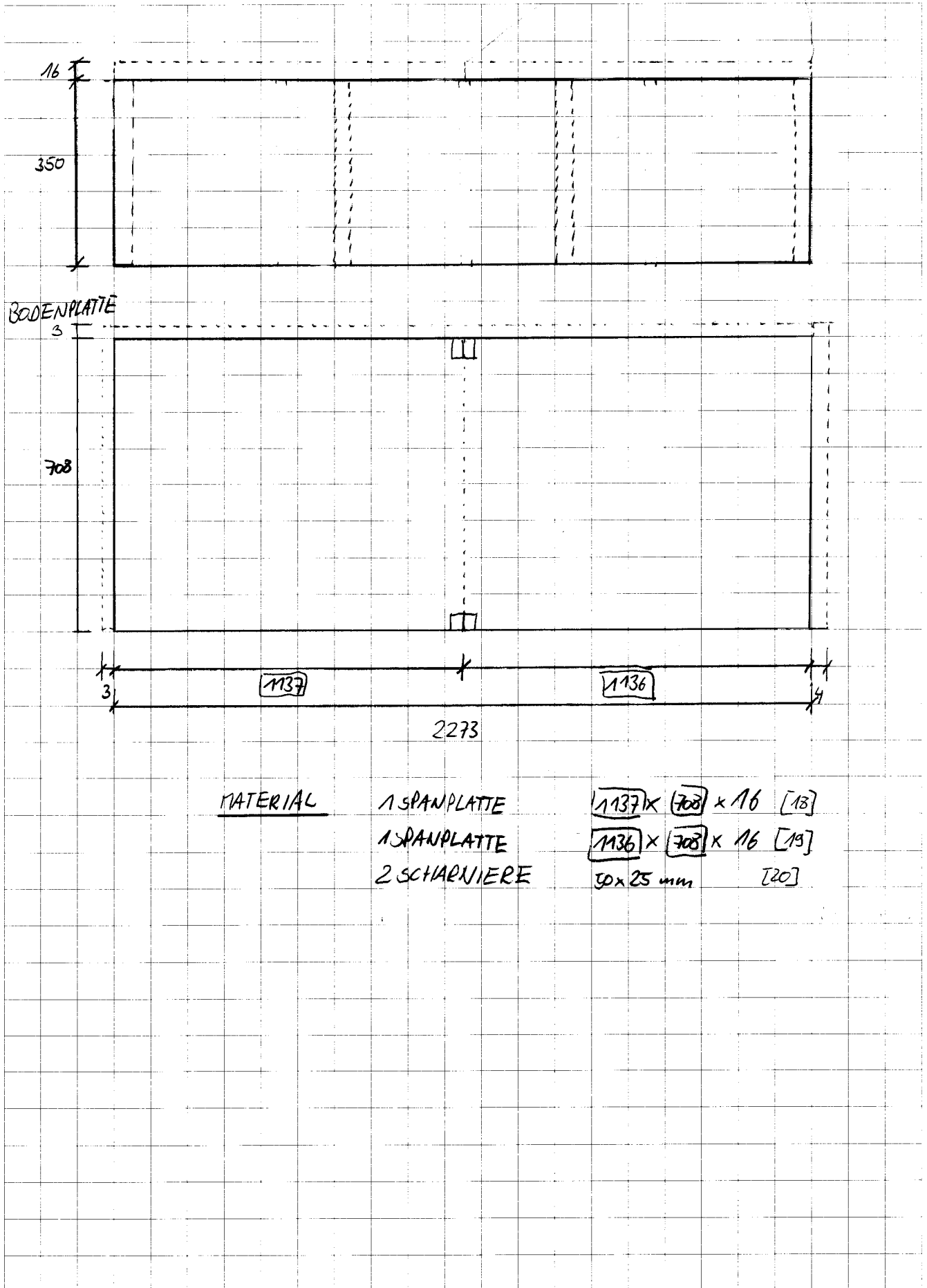


SOCKELVERSTÄRKUNG



5

SOCKEL ANSICHT



MATERIAL

1 SPANPLATTE

1137 x 708 x 16 [18]

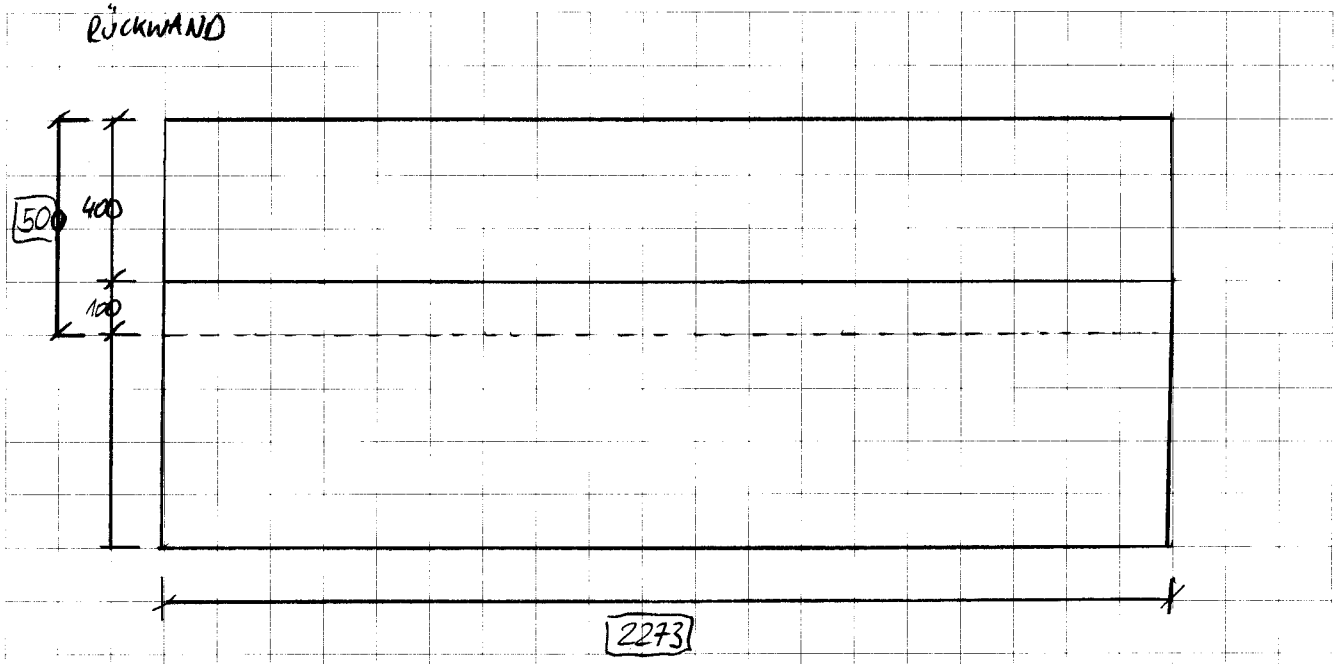
1 SPANPLATTE

1136 x 708 x 16 [19]

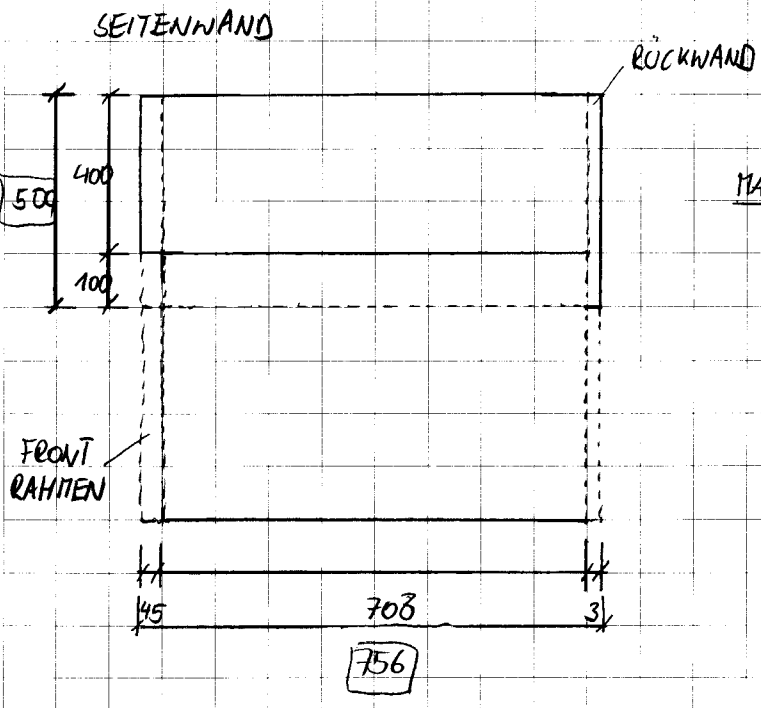
2 SCHARNIERE

50 x 25 mm [20]

6

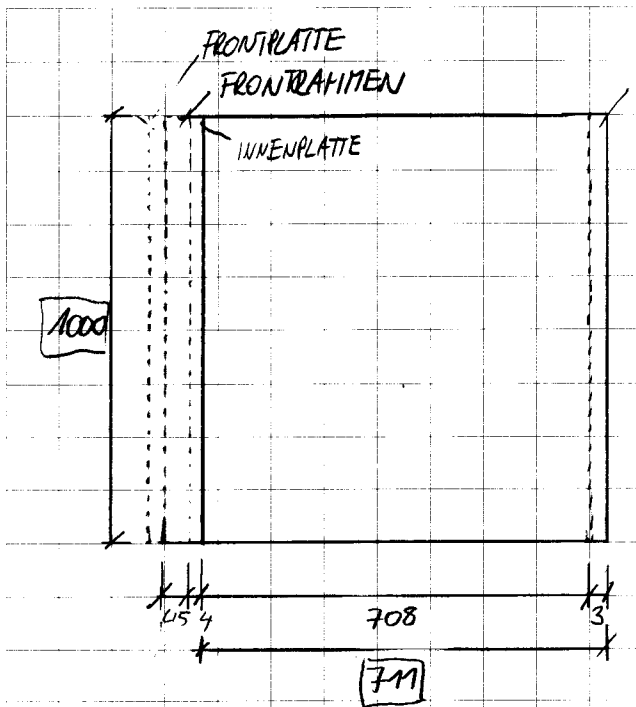


MATERIAL: 1 HARTFASERPLATTE 2273 x 500 x 3 [27]



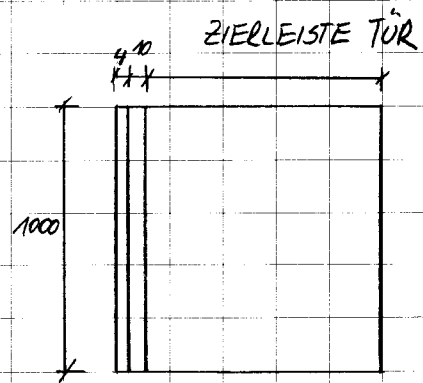
MATERIAL: 1 HARTFASERPLATTE 756 x 500 x 3 [22]

TÜR



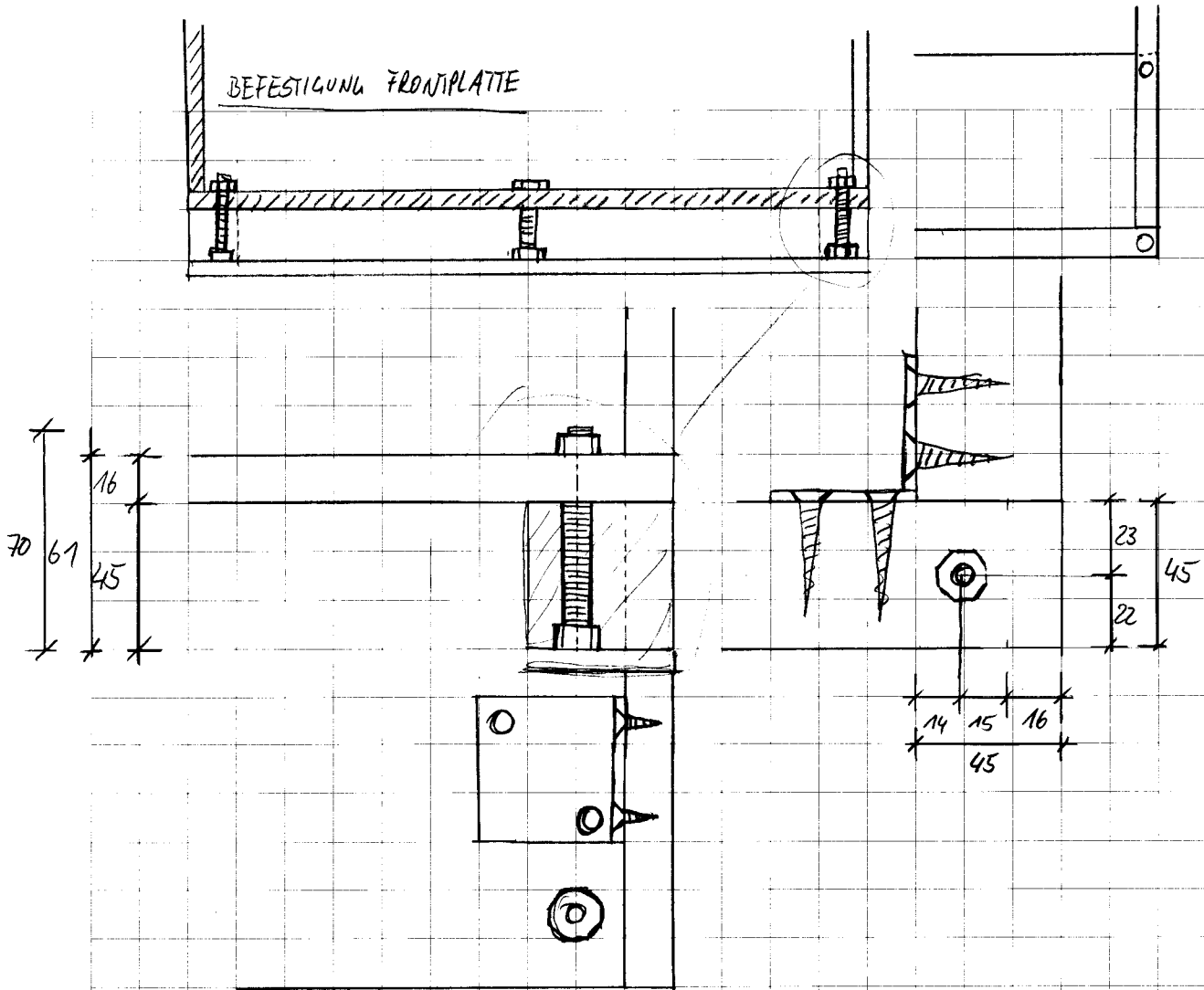
RÜCKWAND

- MATERIAL
- [28] 1 SPERRHOLZPLATTE 711 x 1000 x 4
 - [24] 2 SCHARNIERE 50 x 25 mm
 - [25] 1 MAGNETSCHLIESSE
 - [27] 1 KANTHOLZ 10 x 10 x 1000



MATERIALLISTE:

<u>KANTHÖLZER:</u>	[1] 2x 45 x 45 x 310	<u>FRONTTRAHMEN</u>	<u>DRÜHTUNSGUMMI:</u>
	[2] 2x 45 x 45 x 2273	<u>FRONTTRAHMEN</u>	[10] 8.4m 10 x 5 mm
	[8] 4x 34 x 34 x 240	<u>FENSTERRAHMEN</u>	
	[9] 4x 34 x 34 x 858	<u>FENSTERRAHMEN</u>	<u>PLEXIGLAS:</u>
	[5] 4x 10 x 10 x 250	<u>FENSTERRAHMEN</u>	[23] 2 x 800 x 250 x 2
	[6] 4x 10 x 10 x 820	<u>FENSTERRAHMEN</u>	
	[27] 1x 10 x 10 x 1000	<u>ZIERLEISTE TÜR</u>	<u>WINKEL:</u>
	[26] 1x 1000 x 45 x 4	<u>SEITENPLATTE</u>	[3] [4] [7] 32 x 45 x 45 mm
<u>SPERRHOLZPLATTEN:</u>	[4] 1x 2280 x 1000 x 4	<u>FRONTPLATTE</u>	
	[7] 1x 2273 x 634 x 4	<u>INNENPLATTE</u>	<u>SCHARNIERE:</u>
	[11] 1x 2280 x 53 x 4	<u>DECKPLATTE</u>	[20] [24] 4 x 50 x 25 mm
<u>SPANPLATTEN:</u>	[18] [15] 3x 2241 x 350 x 16	<u>SOCKEL RAHMEN</u>	
	[12] 2x 708 x 350 x 16	<u>SOCKEL RAHMEN</u>	
	[16] 4x 330 x 350 x 16	<u>SOCKEL</u>	SPAX F. 16mm SPANPLATTE
	[18] 1x 1137 x 708 x 16	<u>BODEN</u>	SPAX F. 45mm RAHMEN
	[19] 1x 1136 x 708 x 16	<u>BODEN</u>	
<u>HARTFASERPLATTEN</u>	[21] 1x 2273 x 500 x 3	<u>RÜCKWAND</u>	
	[22] 1x 756 x 500 x 3	<u>SEITENWAND</u>	



HOLZVERBINDUNGEN:

• FRONTRAHMEN:	WINKEL + SPAX F. 45 mm	20er SPAX	16
• FRONTPLATTE:	SPAX F. 4mm PLATTE + 45mm RAHMEN	20er SPAX	13
• INNENPLATTE:	SPAX F. 4mm PLATTE + 45mm RAHMEN	20er SPAX	16
• FENSTERRAHMEN:	VERLEIMT		
• DECKPLATTE:	SPAX F. 4mm PLATTE + 45mm RAHMEN	20er SPAX	7
• SOCKELRAHMEN:	SPAX F. 16mm PLATTE + WINKEL	12er SPAX	32
• SOCKELVERSTÄRKUNG:	SPAX F. 16mm PLATTE + WINKEL	12er SPAX	80
• BODENPLATTEN:	SPAX F. 16mm PLATTE / ISCHARNIERE	12er SPAX	20
• RÜCKWAND:	SPAX F. 3mm PLATTE + 16mm PLATTE	12er SPAX	14
• SEITENWAND:	SPAX F. 3mm PLATTE + 16mm PLATTE	12er SPAX	6
• TÜR:	SPAX F. 4mm PLATTE + 4mm PLATTE + 45mm RAHMEN	20er SPAX	4
			130 12er
			51 20er

